VISTA CAPITAL

Vista FIA

April 2022

Performance

		Jan	Feb	Mar	Apr	May	Jun	Jul	Aug	Sep	Oct	Nov	Dec	Year	Accum.
2015	**Vista FIA[1]**	**-1,0%**	**3,8%**	**0,0%**	**4,8%**	**-3,2%**	**0,1%**	**0,3%**	**-3,9%**	**2,1%**	**1,0%**	**1,3%**	**-1,9%**	**3,2%**	**3,2%**
	IBOV	-6,2%	10,0%	-0,8%	9,9%	-6,2%	0,6%	-4,2%	-8,3%	-3,4%	1,8%	-1,6%	-3,9%	-13,3%	-13,3%
	IBX	-5,9%	9,3%	-0,5%	9,1%	-5,5%	0,8%	-3,4%	-8,3%	-3,1%	1,4%	-1,7%	-3,8%	-12,4%	-12,4%
2016	**Vista FIA[1]**	**-2,7%**	**3,6%**	**17,1%**	**8,3%**	**-7,0%**	**9,5%**	**12,2%**	**1,6%**	**-0,2%**	**10,9%**	**-8,1%**	**1,8%**	**53,7%**	**58,5%**
	IBOV	-6,8%	5,9%	17,0%	7,7%	-10,1%	6,3%	11,2%	1,0%	0,8%	11,2%	-4,6%	-2,7%	38,9%	20,4%
	IBX	-6,3%	5,3%	15,4%	7,1%	-9,4%	6,5%	11,3%	1,1%	0,6%	10,8%	-5,0%	-2,6%	36,7%	19,7%
2017	**Vista FIA[1]**	**7,9%**	**3,9%**	**-2,8%**	**0,7%**	**-0,8%**	**-0,8%**	**3,8%**	**5,9%**	**7,4%**	**-0,2%**	**-4,4%**	**4,2%**	**26,7%**	**101,0%**
	IBOV	7,4%	3,1%	-2,5%	0,6%	-4,1%	0,3%	4,8%	7,5%	4,9%	0,0%	-3,1%	6,2%	26,9%	52,8%
	IBX	7,2%	3,3%	-2,4%	0,9%	-3,7%	0,3%	4,9%	7,3%	4,7%	-0,1%	-3,4%	6,3%	27,5%	52,7%
2018	**Vista FIA[1]**	**8,7%**	**0,7%**	**-3,0%**	**-1,5%**	**-7,5%**	**-1,3%**	**4,9%**	**-2,7%**	**0,3%**	**22,7%**	**3,5%**	**0,4%**	**24,5%**	**150,2%**
	IBOV	11,1%	0,5%	0,0%	0,9%	-10,9%	-5,2%	8,9%	-3,2%	3,5%	10,2%	2,4%	-1,8%	15,0%	75,7%
	IBX	10,7%	0,4%	0,1%	0,8%	-10,9%	-5,2%	8,8%	-3,1%	3,2%	10,4%	2,7%	-1,3%	15,4%	76,3%
2019	**Vista FIA[1]**	**10,9%**	**-1,0%**	**1,6%**	**0,5%**	**0,9%**	**5,6%**	**3,9%**	**2,8%**	**2,4%**	**3,3%**	**0,9%**	**7,4%**	**46,2%**	**265,7%**
	IBOV	10,8%	-1,9%	-0,2%	1,0%	0,7%	4,1%	0,8%	-0,7%	3,6%	2,4%	0,9%	6,8%	31,6%	131,3%
	IBX	10,7%	-1,8%	-0,1%	1,1%	1,1%	4,1%	1,2%	-0,2%	3,2%	2,2%	1,0%	7,3%	33,4%	135,1%
2020	**Vista FIA[1]**	**-1,4%**	**-5,9%**	**-28,5%**	**12,8%**	**9,2%**	**9,8%**	**7,4%**	**-0,4%**	**-4,1%**	**-3,7%**	**16,1%**	**6,8%**	**9,9%**	**301,9%**
	IBOV	-1,6%	-8,4%	-29,9%	10,3%	8,6%	8,8%	8,3%	-3,4%	-4,8%	-0,7%	15,9%	9,3%	2,9%	138,0%
	IBX	-1,3%	-8,2%	-30,1%	10,3%	8,5%	9,0%	8,4%	-3,4%	-4,6%	-0,5%	15,5%	9,2%	3,5%	143,3%
2021	**Vista FIA[1]**	**0,0%**	**-7,3%**	**2,2%**	**2,3%**	**9,9%**	**2,4%**	**-5,7%**	**-2,9%**	**-5,2%**	**-11,4%**	**-4,4%**	**-1,3%**	**-20,8%**	**218,4%**
	IBOV	-3,3%	-4,4%	6,0%	1,9%	6,2%	0,5%	-3,9%	-2,5%	-6,6%	-6,7%	-1,5%	2,9%	-11,9%	109,6%
	IBX	-3,0%	-3,5%	6,0%	2,8%	5,9%	0,6%	-4,0%	-3,3%	-7,0%	-6,8%	-1,7%	3,1%	-11,2%	116,2%
2022	**Vista FIA[1]**	**3,7%**	**-1,0%**	**6,7%**	**-12,9%**									**-4,5%**	**203,9%**
	IBOV	7,0%	0,9%	6,1%	-10,1%									2,9%	115,7%
	IBX	6,9%	1,5%	6,0%	-10,1%									3,3%	123,2%

[1] The fund had its benchmark altered from Brazil Index - IBX to Ibovespa - IBOV on 06/11/2021

Net Asset Value (NAV): R$ 469.504.874 **Average NAV (12m):** R$ 536.723.654

Historical Performance

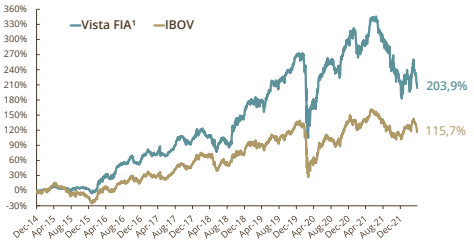

Statistics

Indicators	12 months		Since Inception	
	Vista FIA[1]	IBOV	Vista FIA[1]	IBOV
Return	-22,0%	-9,3%	203,9%	115,7%
Annualized Volatility	28,0%	19,1%	25,9%	25,9%
Nº of positive months	4	6	54	52
Nº of negative months	8	6	34	36
Nº of months above the benchmark	4	-	52	-
Nº of months below the benchmark	8	-	36	-
Highest monthly return	9,9%	7,0%	22,7%	17,0%
Lowest monthly return	-12,9%	-10,1%	-28,5%	-29,9%
Beta	1,12		0,89	

Portfolio

Sector Exposure

(% NAV)

Commodities	17,6%
Consumer Discretionary	27,8%
Consumer Staples	-
Education	-
Financials	7,6%
Real Estate	16,9%
Industrials	-
Infrastructure	12,5%
Healthcare	7,4%
Technology	5,4%
Index	-
Total	**95,2%**

Market Cap

(% of Gross Exposure)

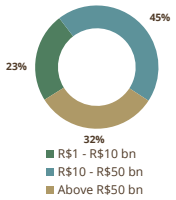

Liquidity - 90 Days ADTV

(% of portfolio)

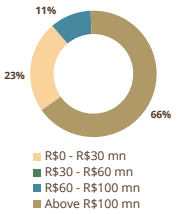

Portfolio Concentration

(% of portfolio)

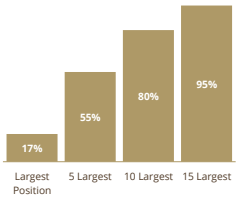

Fund Overview:

Main Information

Inception Date	30/12/2014
Minimum Investment	R$ 5.000,00
Minimum Additional Investment	R$ 2.000,00
Early Redemption Fee - Reverted to Fund (D+5 days)	10%
Investment NAV/Share	D+1
Redemption NAV/Share	D+15
Proceeds Availability	D+17
Management Fee	2%
Performance Fee[1]	20% of what exceeds the IBOV
ISIN Code	BRVSFICTF008
ANBIMA Code	388467
Bloomberg Ticker	VISTFIA BZ <Equity>

Other Information

Investment Manager	Vista Capital
Fund Administrator	BTG Pactual Serviços Financeiros S.A. DTVM
Fund Custodian	Banco BTG Pactual S.A.
Independent Auditor	KPMG
Anbima Classification	Long Only Equity
CNPJ	21.329.166/0001-26

Contacts

E-mail	vistacapital@vistacapital.com.br
Website	www.vistacapital.com.br

Objective: Inflation adjusted appreciation of NAV/Share.

Investment Policy: The Fund's allocation is based on sound fundamental analysis, with a long- term investment horizon. The Fund will not sell short.

Target Investor: Investors aiming for absolute returns with a long- term investment horizon.

Tax Treatment: 15% income tax on the nominal gains taken on NAV/Share redemption.

"THIS DOCUMENT HAS BEEN PREPARED BY VISTA CHINESA CAPITAL AND IS MERELY INFORMATIVE. THE INFORMATION AVAILABLE SHOULD NOT BE INTERPRETED AS PLACEMENT, DISTRIBUTION OR OFFER OF INVESTMENT FUND SHARES OR ANY OTHER SECURITIES. BEFORE INVESTING, READ THE ADDITIONAL INFORMATION FORM, THE ESSENTIAL INFORMATION FACTSHEET AND REGULATIONS. ANBIMA DESCRIPTION AVAILABLE IN THE ADDITIONAL INFORMATION FORM. PAST RETURNS ARE NO GUARANTEE OF FUTURE RETURNS. THE DISCLOSED RETURNS ARE NOT NET OF TAXES AND EXIT FEES. INVESTMENT FUNDS DO NOT COUNT WITH ADMINISTRATIVE AND/OR MANAGERIAL WARRANTIES OR ANY INSURANCE MECHANISM OR CREDIT GUARANTEE FUND - (FGC). THIS FUND IS AUTHORIZED TO INVEST IN FOREIGN SECURITIES. THIS FUND UTILIZES DERIVATIVE BASED STRATEGIES AS PART OF ITS INVESTMENT POLICY. ONCE ADOPTED IN THIS MANNER, IT MAY RESULT IN SIGNIFICANT LOSSES TO THE SHAREHOLDERS, POTENTIALLY LEADING TO LOSSES GREATER THAN THE INVESTED CAPITAL, AND TO THE CONSEQUENTIAL OBLIGATION TO INJECT ADDITIONAL RESOURCES. "

ANBIMA A presente instituição aderiu ao Código ANBIMA de Regulação e Melhores Práticas para os Fundos de Investimento.

Telephone: (21) 3570-8480

Rua Abreu Fialho, 21
Rio de Janeiro | RJ | CEP 22.460-240